



To

The CEO

AIX Investment Group LLC

146th Floor, Burj Khalifa

Dubai, UAE


Dear Sir,

As per the request from the management of the company, we have verified the trading transactions in Currency and Commodities CFD (mainly Gold) and the resulting gain or loss in those transactions. Based on materiality, we have checked the computation of profit or loss of the transactions during the period 02-07-2018 to 05-11-2018 and found that the same are correctly arrived at, as available in the system generated report (Meta Trader 4).

The summary report of the transactions entered during the month are attached herewith.

It may be noted that the past performances are not repetitive, and a guarantee cannot be given for the future results of such transactions due to the influence of various factors including ever changing market and economic conditions. We do not assume any risk or responsibility by issuing this report.

Sincerely Yours,



For Emirates Chartered Accountants Group
Dubai, UAE



7th October 2020

PERFORMANCE REVIEW

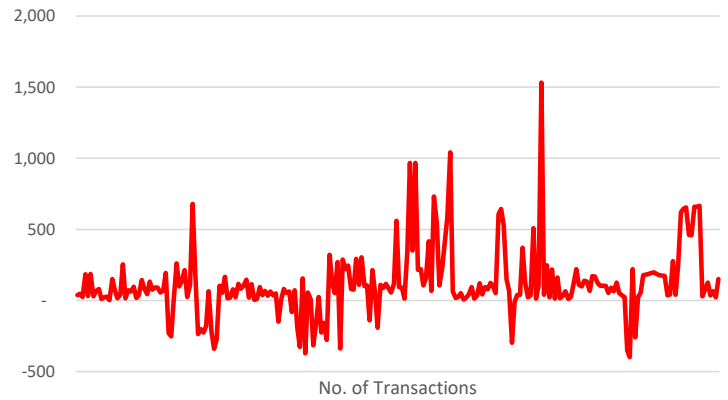
Period : 02-07-2018 to 05-11-2018

Currency : USD

Fund Position

Opening Balance		100,000.00
Additional Deposits over the period		-
Withdrawal		-
Gross Profit (Trans. with gain)	34,521.36	
Gross Loss (Adverse trns.)	(6,408.34)	28,113.02
Commission	173.70	
Swaps	2,511.51	
Tax	-	2,685.21
Net Profit		25,427.81
Closing Balance		125,427.81

PROFIT & LOSS MOVEMENT



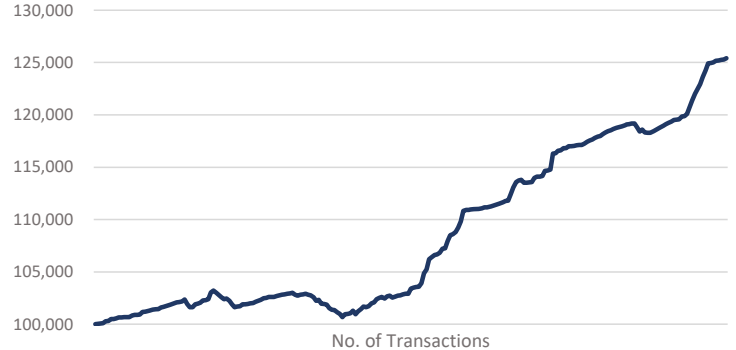
TRADE INFORMATION

Number of Transactions	Commodity	Currency	Total
Buy Transactions	-	167	167
Sell Transactions	-	73	73
Total	-	240	240



■ Currency ■ Commodity

FUND MOVEMENT



Largest Profit Trade

Currency/Commodity	Transaction Type	Item	Date of Execution	Open Price	Closing Price	Profit
Currency	Sell	gbpusd.hw	2018.09.24 08:31:02	1.32786	1.30771	1,531.40

Largest Loss trade

Currency/Commodity	Transaction Type	Item	Date of Execution	Open Price	Closing Price	Loss
Currency	Buy	gbpusd.hw	2018.10.31 11:49:51	1.29915	1.27658	- 398.01

Average Profit on Trades	162.07	
Profit Trading Transactions	213	34,521.36

Average Loss on Trades	(237.35)	
Loss Trading Transactions	27	(6,408.34)

Net		28,113.02
-----	--	-----------